



PANDUAN TES

VIERA

Vocational Institution English Language Readiness Assessment

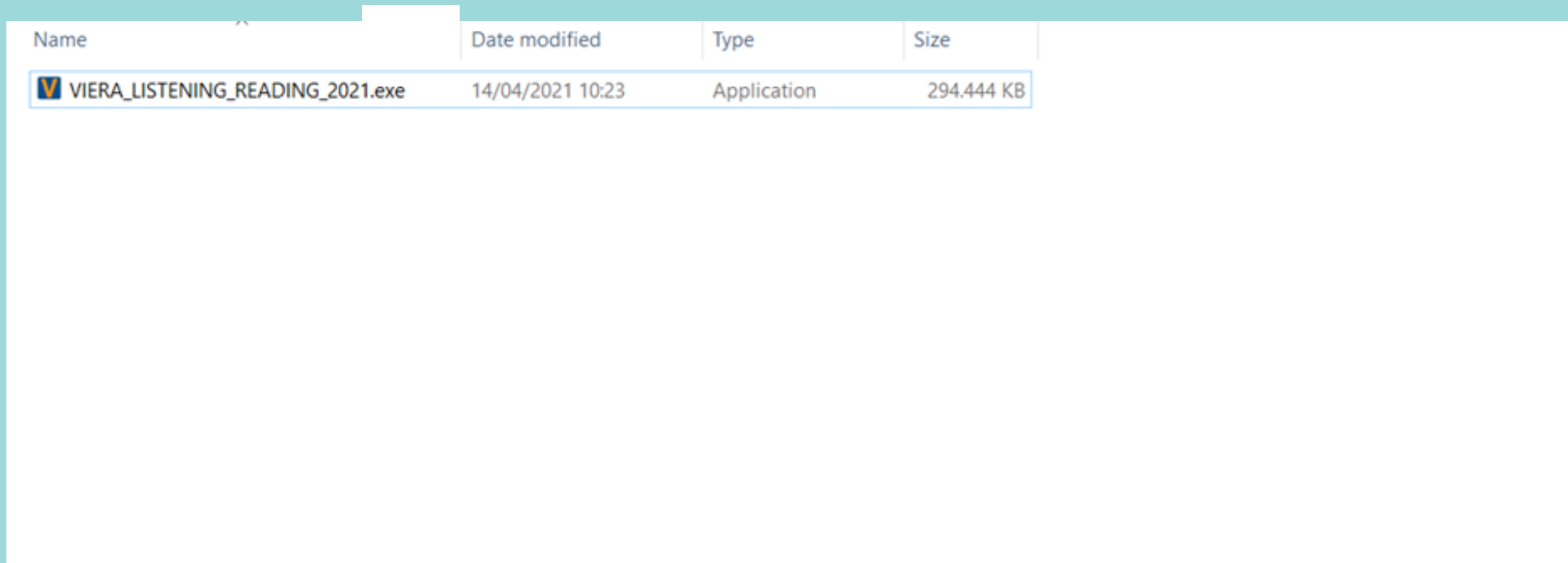
UNTUK SISWA



SMK²⁰₂₃
ENGLISH CHALLENGE

FASILITAS PENINGKATAN KOMPETENSI
DAN SERTIFIKASI BAHASA ASING
SISWA SMK DENGAN TEST OF ENGLISH
FOR INTERNATIONAL COMMUNICATION (TOEIC)

MENGERJAKAN TES VIERA VERSI WINDOWS

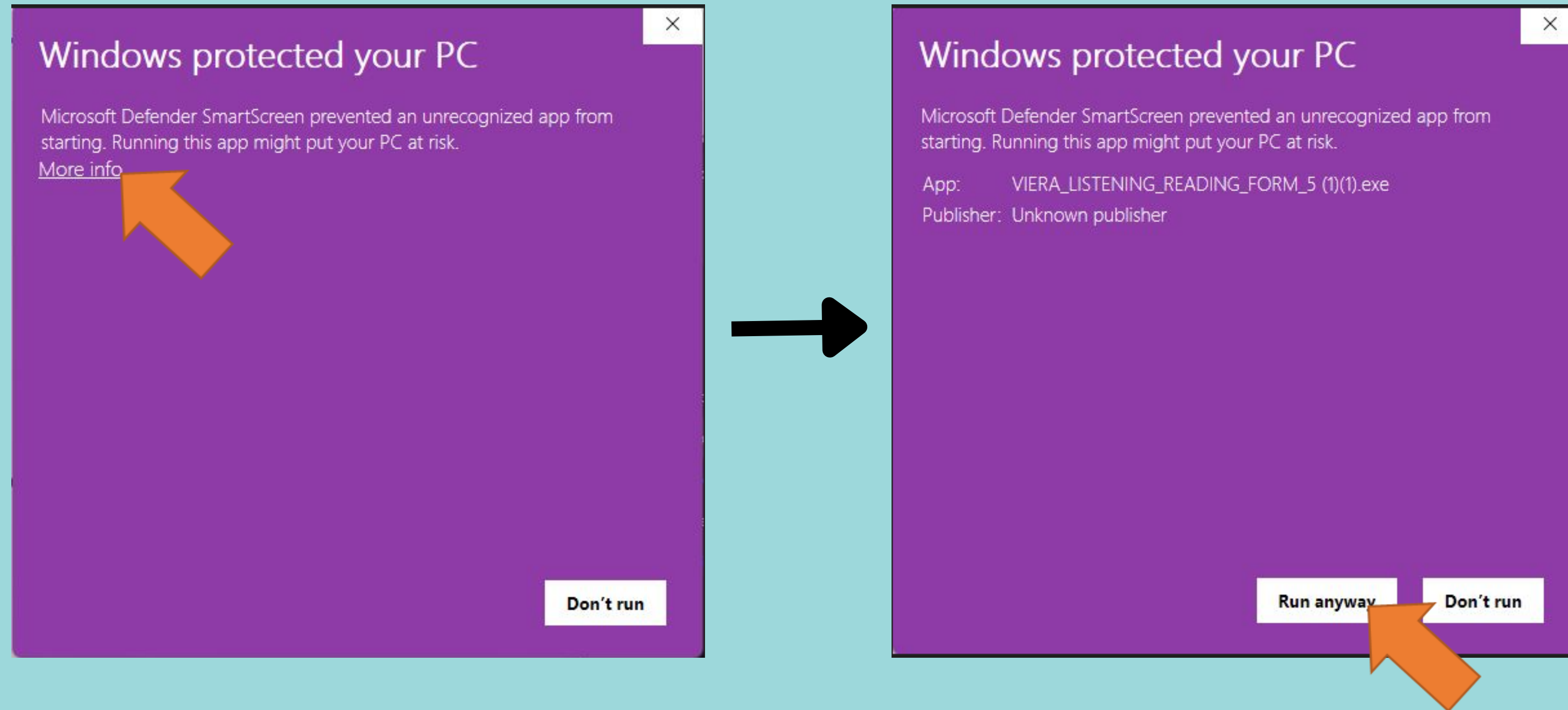


A screenshot of a Windows file explorer window showing a table of file details. The table has four columns: Name, Date modified, Type, and Size. One file is listed: VIERA_LISTENING_READING_2021.exe, which is an application file of size 294.444 KB, last modified on 14/04/2021 at 10:23.

Name	Date modified	Type	Size
VIERA_LISTENING_READING_2021.exe	14/04/2021 10:23	Application	294.444 KB

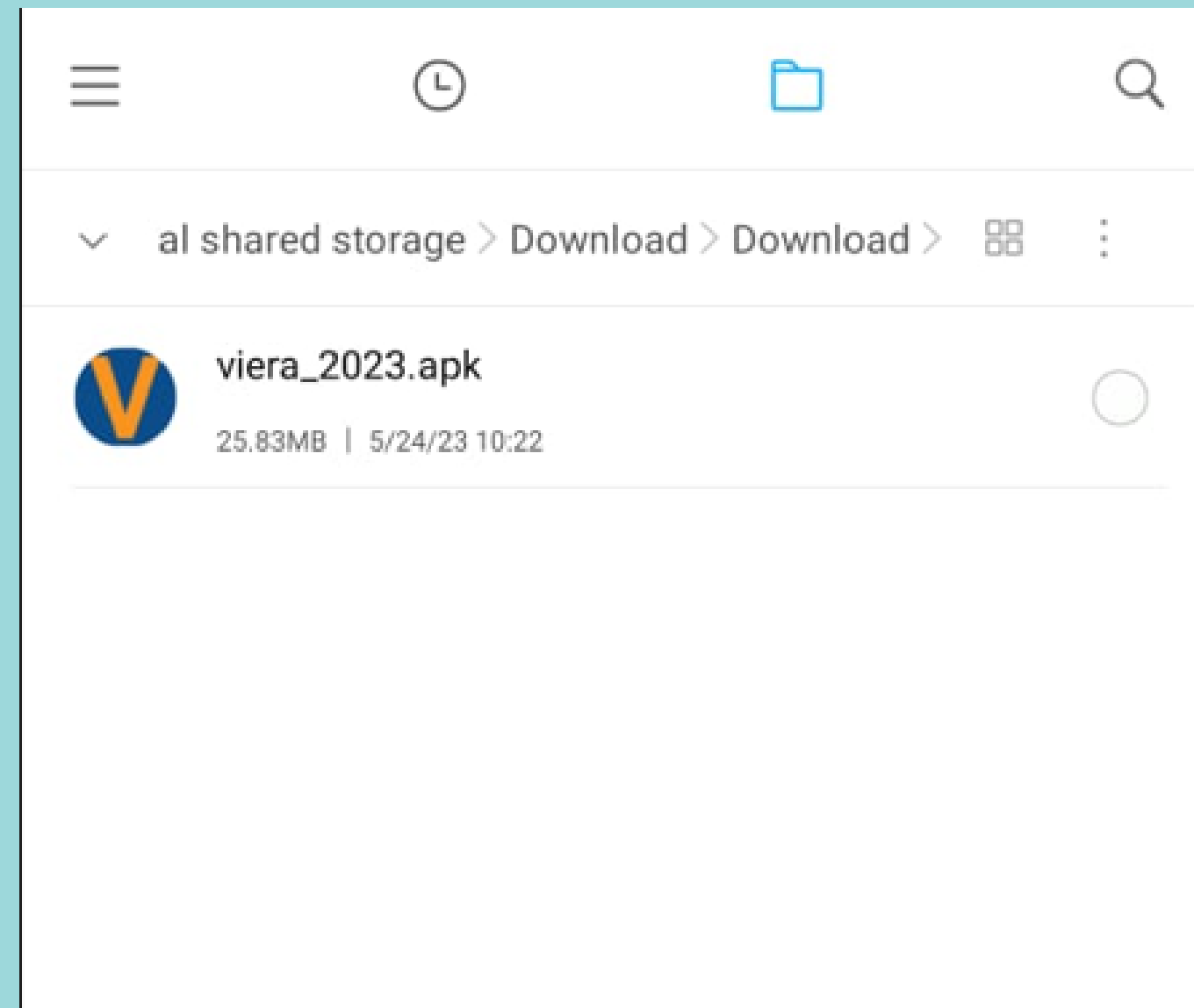
Buka Aplikasi VIERA yang sudah di unduh

MENGERJAKAN TES VIERA VERSI WINDOWS



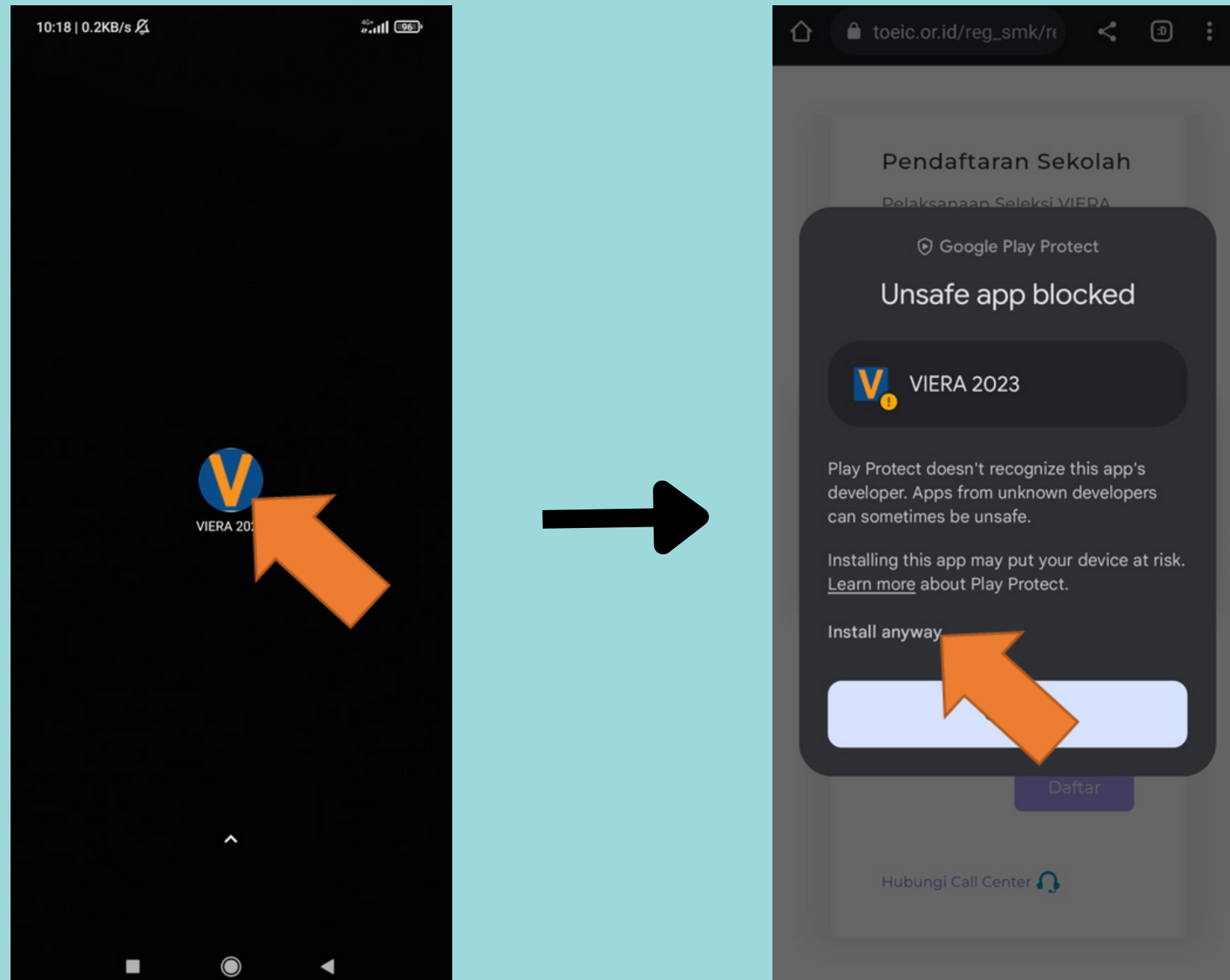
Apabila Windows Protection aktif, klik "More info" lalu klik "Run anyway" agar aplikasi dapat terbuka

MENGERJAKAN TES VIERA VERSI ANDROID



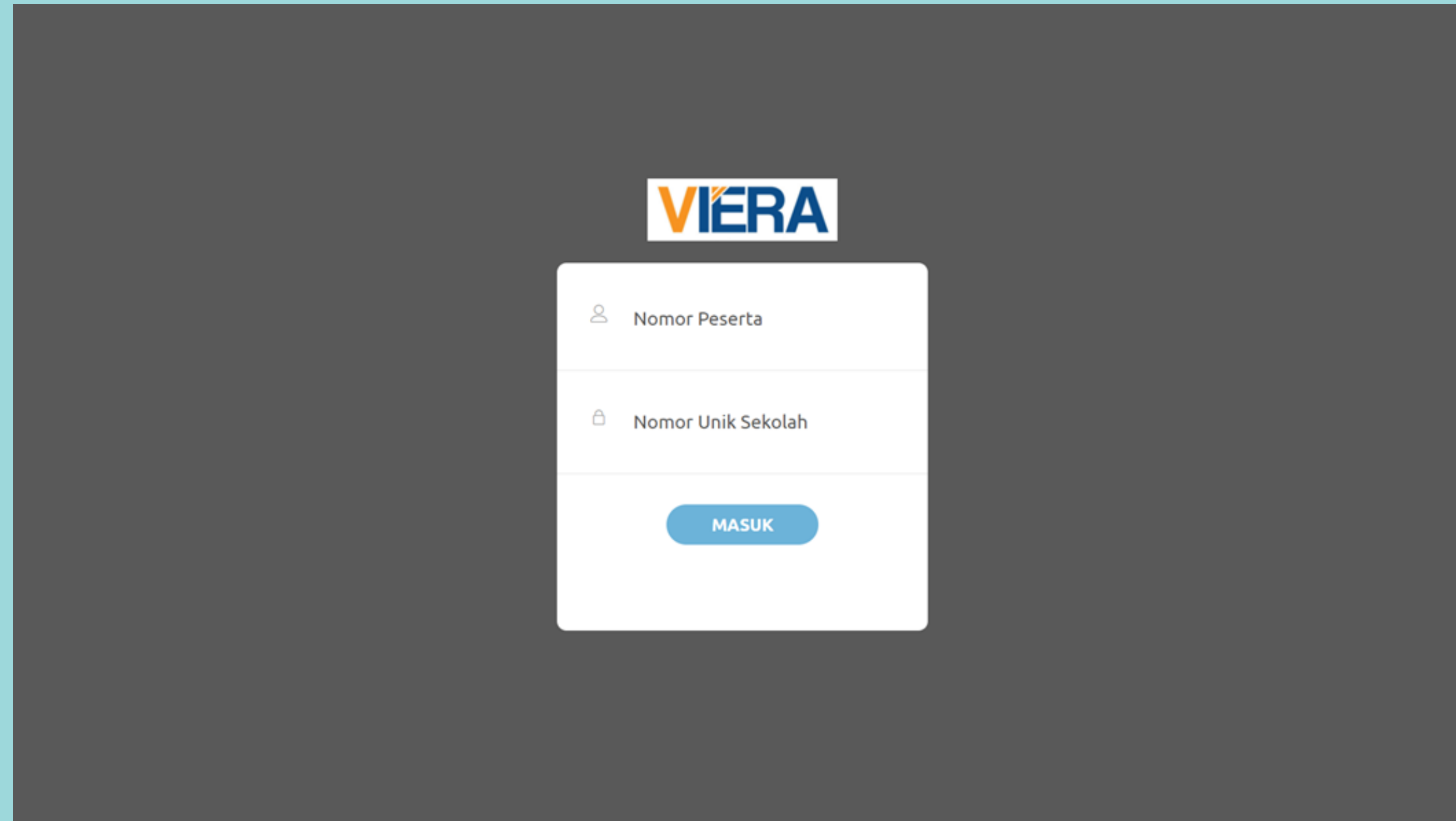
Install aplikasi VIERA yang sudah diunduh

MENGERJAKAN TES VIERA VERSI ANDROID



Buka aplikasi VIERA, apabila Google Play Protect aktif, klik "Run anyway" agar aplikasi dapat terbuka

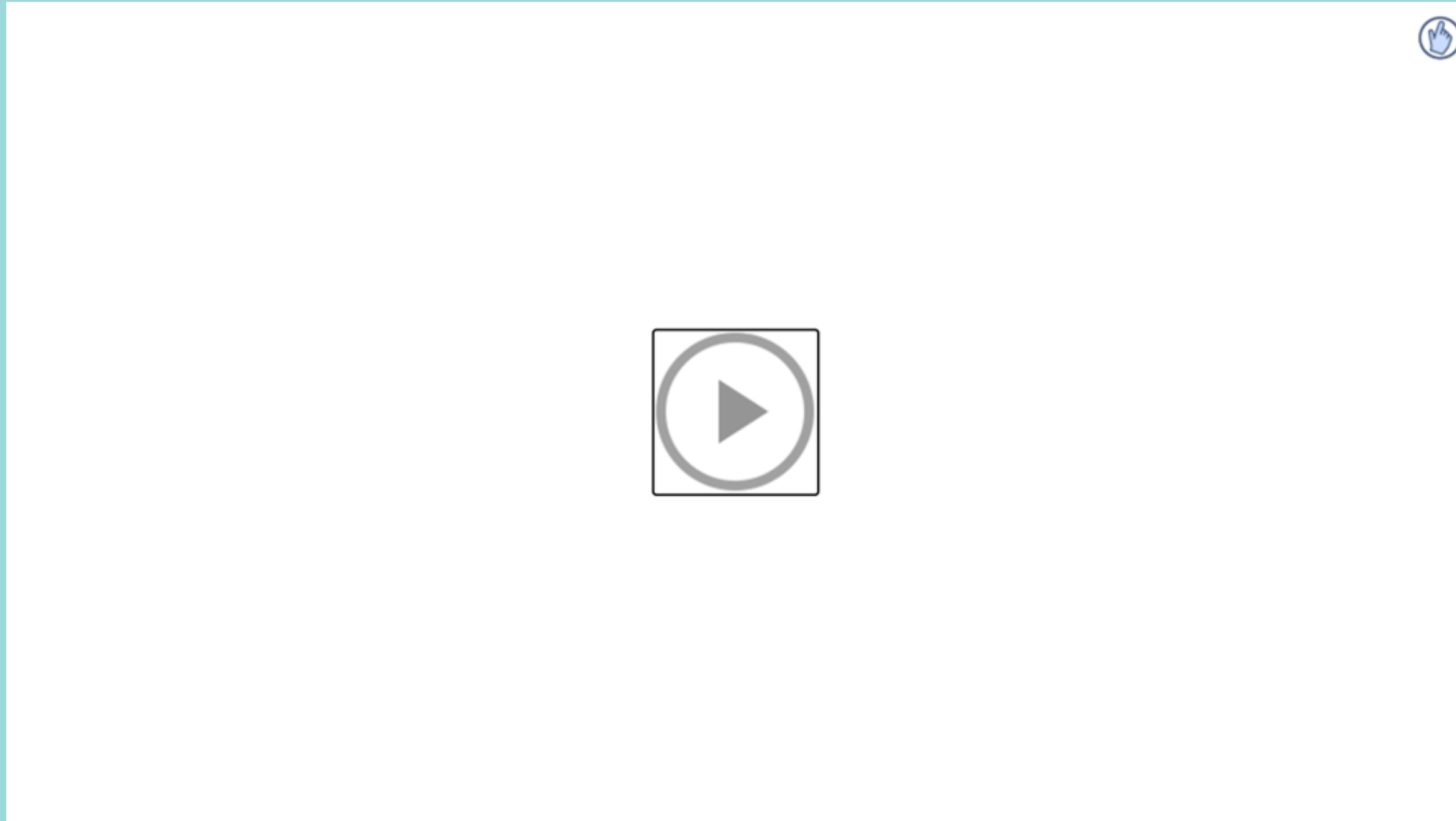
MENGERJAKAN TES VIERA



The image shows a login screen for the VIERA system. At the top center is the VIERA logo. Below it is a white rectangular form with rounded corners. The form contains two input fields, each with a small icon to its left: a person icon for 'Nomor Peserta' and a lock icon for 'Nomor Unik Sekolah'. At the bottom of the form is a blue button with the word 'MASUK' in white capital letters.

Masuk menggunakan nomor peserta dan nomor unik sekolah yang sudah diberikan oleh guru pembimbing

MENGERJAKAN TES VIERA



Klik tombol play

MENGERJAKAN TES VIERA

VIERA Vocational Institutional English Readiness Assessment

Listening and Reading Comprehension Module

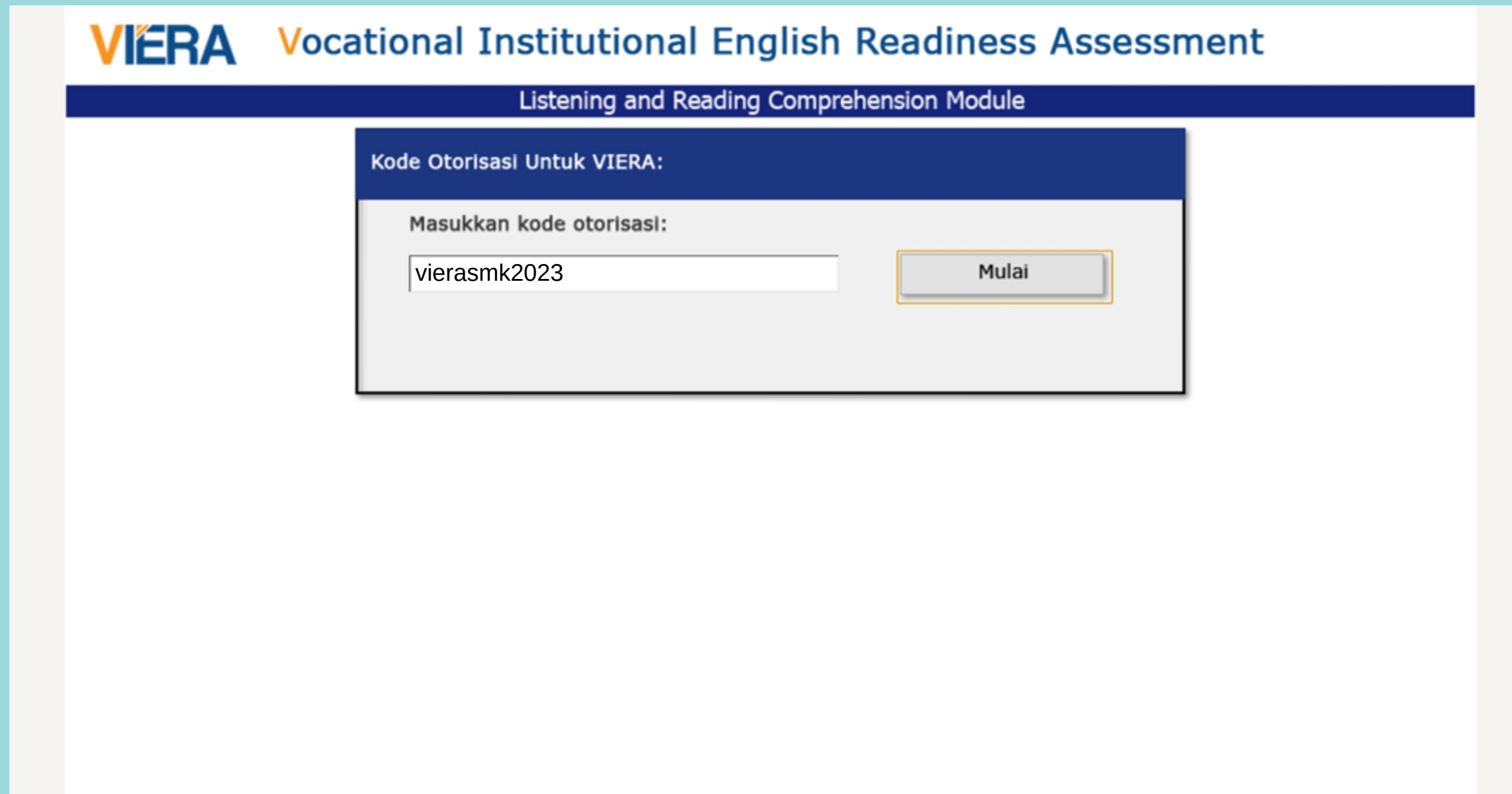
Data Personal

2. Nomor Peserta:

Masukan No Peserta dengan benar

Isikan data diri dengan benar

MENGERJAKAN TES VIERA



The screenshot displays the VIERA (Vocational Institutional English Readiness Assessment) interface. At the top, the logo 'VIERA' is followed by the text 'Vocational Institutional English Readiness Assessment'. Below this, a dark blue header bar contains the text 'Listening and Reading Comprehension Module'. The main content area features a dark blue box with the text 'Kode Otorisasi Untuk VIERA:'. Below this, a light gray box contains the instruction 'Masukkan kode otorisasi:'. A text input field contains the code 'vierasmk2023', and a 'Mulai' button is positioned to its right.

Masukan kode otorisasi tes VIERA

MENGERJAKAN TES VIERA

LISTENING COMPREHENSION (approximately 25 minutes)

In this section of the test, you will have the chance to show how well you understand spoken English. There are four parts to this section, with special directions for each part.

Part 1 - Directions

For each question in this part, you will see a picture and you will hear four short statements. The statements will be spoken just one time. They will not be printed, so you must listen carefully to understand what the speaker says. When you hear the four statements, look at the picture and choose the statement that best describes what you see in the picture. Then for your answer, find the number of the question and mark your answer.



Now listen to the four statements.

Choose the correct answer.

1.

- (A)
- (B)
- (C)
- (D)

Statement (B), "They're making a recording," best describes what you can see in the picture. Therefore, you should choose answer (B).

Now let us begin part 1 with question number 1.

Petunjuk Part 1 – Listening terdiri dari 10 soal

YOU WILL HAVE 35 MINUTES TO COMPLETE PARTS 5, 6, AND 7 OF THE TEST.

READING

In this section of the test, you will have a chance to show how well you understand written English. There are three parts to this section, with special directions for each part.

Part 5 - Directions

Questions 51 – 70 are incomplete sentences. Four words or phrases, marked (A), (B), (C), (D) are given below each sentence. You are to choose the **one** word or phrase that best completes the sentence. Then find the number of the question and mark it., (C) or (D).

Example:

We must be because the equipment is very expensive.

- (A) caring
- (B) care
- (C) careful
- (D) carefully

Choose the correct answer.

1.

- (A)
- (B)
- (C)
- (D)

The sentence should read, "We must be careful because the equipment is very expensive". Therefore, you should choose answer (C).

Now begin work on the questions.

Continue

Ikuti petunjuk saat mengerjakan sesi listening dan reading

MENGERJAKAN TES VIERA

VIERA Vocational Institutional English Readiness Assessment

Post Results

Your results for this quiz have been calculated and are ready to be posted online. Click 'Send' to post results.

Enter Your Name:

Your Email ID:

Cancel Send >>

Catat kode kehadiran VIERA: K140

Exit

Setelah mengerjakan tes akan muncul pop-up seperti di gambar, Isikan informasi nama peserta tes dan email peserta tes

MENGERJAKAN TES VIERA

The screenshot displays the VIERA (Vocational Institutional English Readiness Assessment) interface. At the top, the logo 'VIERA' is followed by the text 'Vocational Institutional English Readiness Assessment'. Below this, a dark blue bar contains the text 'Listening and Reading Comprehension Module'. The main content area shows the student's name 'BUDI' and ID '123123'. Below the ID, the school and class information is listed: 'SMK 12 Bogor / asda / jambi' and 'Kelas X, Multimedia'. A red dashed box highlights the text 'CATAT Kode Kehadiran Viera: UOCD', where 'UOCD' is circled in red. At the bottom center, there is a grey 'Exit' button.

Halaman kode kehadiran tes VIERA, peserta WAJIB mencatat kode tersebut, dan WAJIB input kode tersebut pada portal siswa

PORTAL SISWA



SMK²⁰²³
ENGLISH CHALLENGE

FASILITAS PENINGKATAN KOMPETENSI
DAN SERTIFIKASI BAHASA ASING
SISWA SMK DENGAN TEST OF ENGLISH
FOR INTERNATIONAL COMMUNICATION (TOEIC)

Masuk Sebagai Guru Pembimbing

Selamat datang, Silakan masuk menggunakan akun anda

[Lupa No. Unik Sekolah?](#)

[Daftar](#) [Masuk](#)

[Masuk Sebagai Siswa / Peserta Tes](#)

Buka link <https://bit.ly/SMKRegistration>, lalu klik tombol "Masuk Sebagai Siswa/Peserta Tes"

PORTAL SISWA



The screenshot shows a login interface for the 'SMK 2023 English Challenge' portal. On the left is a banner with the event logo and text: 'SMK 2023 ENGLISH CHALLENGE' and 'FASILITAS PENINGKATAN KOMPETENSI DAN SERTIFIKASI BAHASA ASING SISWA SMK DENGAN TEST OF ENGLISH FOR INTERNATIONAL COMMUNICATION (TOEIC)'. The main content area is titled 'Masuk Sebagai Peserta' (Login as Participant) and includes a welcome message: 'Selamat datang, Silakan masuk menggunakan akun anda' (Welcome, please login using your account). There are two input fields: 'Nomor Peserta' (Participant Number) and 'Nomor Unik Sekolah' (Unique School Number). Below these fields is a note: 'No. Peserta dan No. Unik Sekolah didapatkan dari guru pembimbing' (Participant number and Unique School Number are obtained from the supervising teacher). A blue 'Masuk' (Login) button is located at the bottom right, with an orange arrow pointing to it.

Masuk ke portal menggunakan nomor peserta dan nomor unik sekolah yang sudah diberikan oleh guru pembimbing

PORTAL SISWA

SMK²⁰²³ ENGLISH CHALLENGE FASILITAS PEMBELAJARAN KOMPREHENSIF DAN SERTIFIKASI BAHASA ASING SISWA SMK DENGAN TEST OF ENGLISH FOR INTERNATIONAL COMMUNICATION (TOEIC)

Available

[Beranda](#) [Konfirmasi Data Diri](#) [Unduh Aplikasi VIERA](#) [Input Kode Kehadiran VIERA](#) [Pembelajaran TOEIC](#)

Konfirmasi Data Siswa | [Home](#) » [Konfirmasi](#) » [Data Diri](#)

Konfirmasi Data Diri

Data Sekolah

Data Diri

Nama Sekolah (Jika sekolah tidak sesuai informasikan ke Guru Pembimbing)

Nomor Pokok Sekolah Nasional (NPSN)

[Previous](#) [Next](#)

COPYRIGHT © 2020 International Test Center All rights Reserved

Cek Data sekolah dan Data diri, jika sudah klik "Next"

PORTAL SISWA

The screenshot displays the student portal interface. At the top left is the SMK33 English Challenge logo. The top right shows a user profile icon labeled 'test Available'. A navigation bar contains five items: 'Beranda', 'Konfirmasi Data Diri', 'Unduh Aplikasi VIERA', 'Input Kode Kehadiran VIERA', and 'Pembelajaran TOEIC'. Below this, a breadcrumb trail reads 'Konfirmasi Data Siswa | Home » Konfirmasi » Data Sekolah'. The main content area features a green message box with the text 'Pesan' and 'Data konfirmasi anda sudah tersimpan'. An orange arrow points to the 'Input Kode Kehadiran VIERA' menu item. The footer contains the copyright notice: 'COPYRIGHT © 2020 International Test Center All rights Reserved'.

Berikut adalah halaman konfirmasi setelah submit Data Sekolah dan Data Diri, klik "Input Kode Kehadiran VIERA" untuk mulai menginput Kode Kehadiran VIERA

PORTAL SISWA

Beranda Konfirmasi Data Diri Unduh Aplikasi VIERA Input Kode Kehadiran VIERA

Input | Home » Input » Kode Kehadiran

Input Kode Kehadiran

Input kode kehadiran anda yang terdapat pada halaman terakhir tes VIERA **(SETELAH melakukan tes VIERA)**

Nomor Peserta
110820001

Kode Kehadiran
Contoh: UABCD

Input

Setelah menginput Kode Kehadiran VIERA di kolom "Kode Kehadiran", klik "Input"

PORTAL SISWA

The screenshot displays the student portal interface. At the top left is the SMK2023 English Challenge logo. The top right shows a user profile with the name 'test Available'. A navigation bar contains links for 'Beranda', 'Konfirmasi Data Diri', 'Unduh Aplikasi VIERA', 'Input Kode Kehadiran VIERA', and 'Pembelajaran TOEIC'. The main content area is titled 'Konfirmasi Data Sekolah' and includes a breadcrumb trail: 'Home » Konfirmasi » Data Sekolah'. Below this, a section titled 'Konfirmasi Data' contains a green message box that reads: 'Pesan: Kode kehadiran VIERA anda sudah tersimpan'. The footer of the page contains the copyright notice: 'COPYRIGHT © 2020 International Test Center All rights Reserved'.

Berikut adalah tampilan dari halaman Konfirmasi Data, bahwa Kode Kehadiran VIERA berhasil tersimpan

Terima Kasih

